

Delmarva's Chicken Community





Family farms at the heart

Delmarva's commercial chicken industry ties together more than 1,270 family farms, five chicken companies with 18,000 employees, partnerships with universities and governments, and hundreds of allied businesses.







Growers

Crop farmers

Chicken companies



Delmarva's Chicken Industry in 2020

570 million Delmarva-raised chickens processed

4.2 billion pounds of chicken

1,278 farm families raising chickens

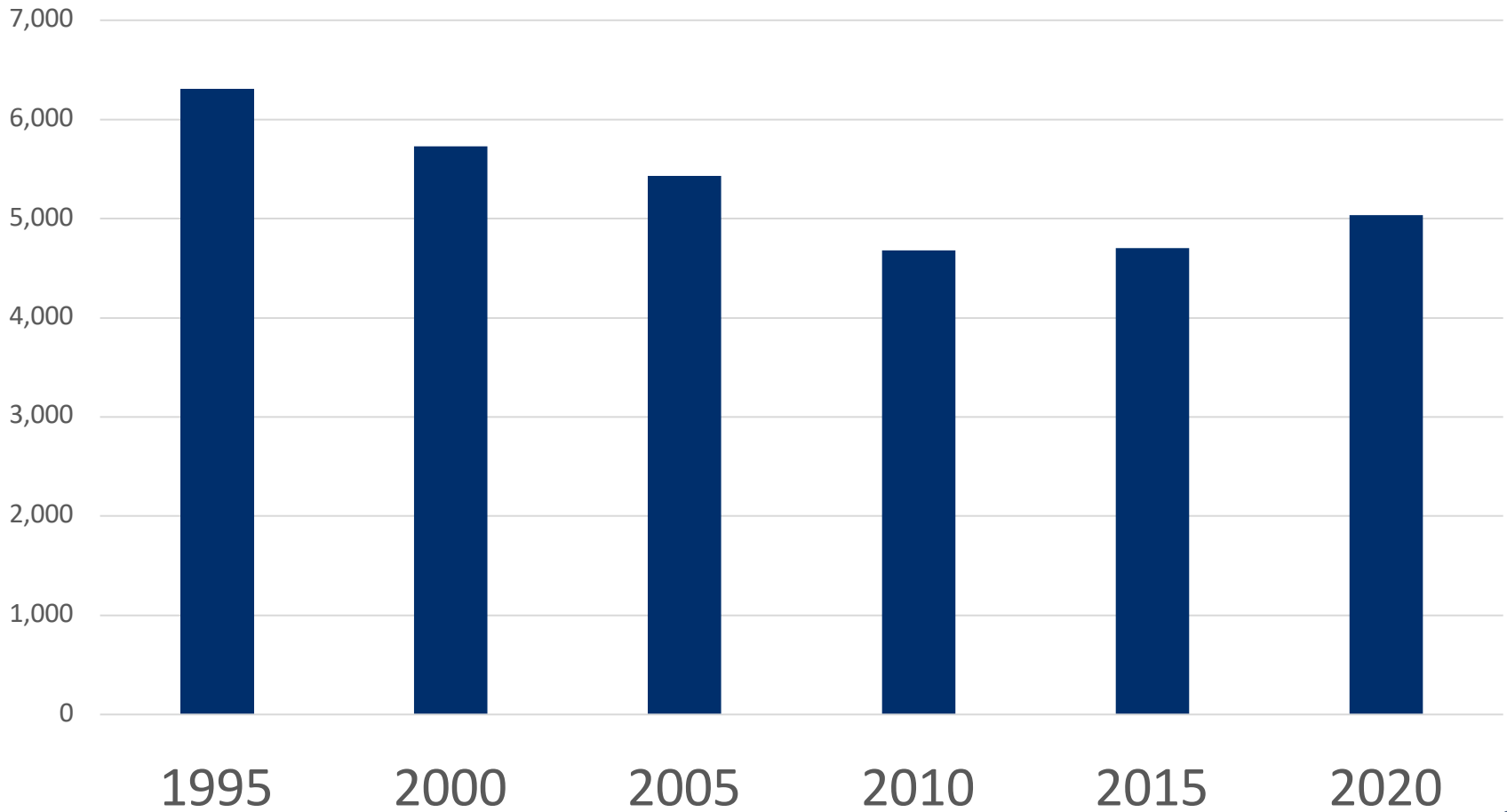
17,955 company employees

\$1 billion spent on corn, soybeans, wheat, and other feed ingredients

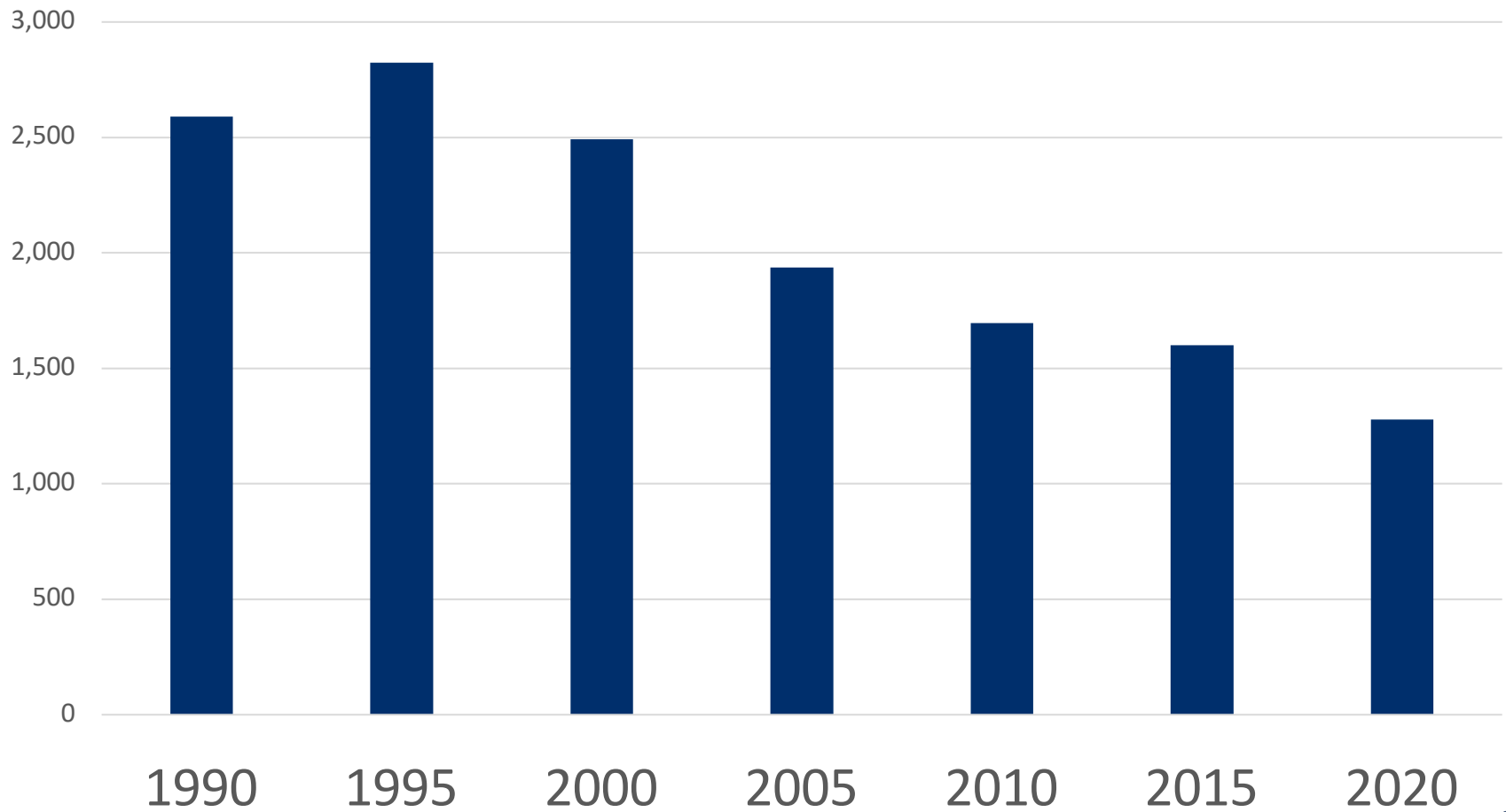
Delmarva's 'chicken GDP': \$3.3 billion



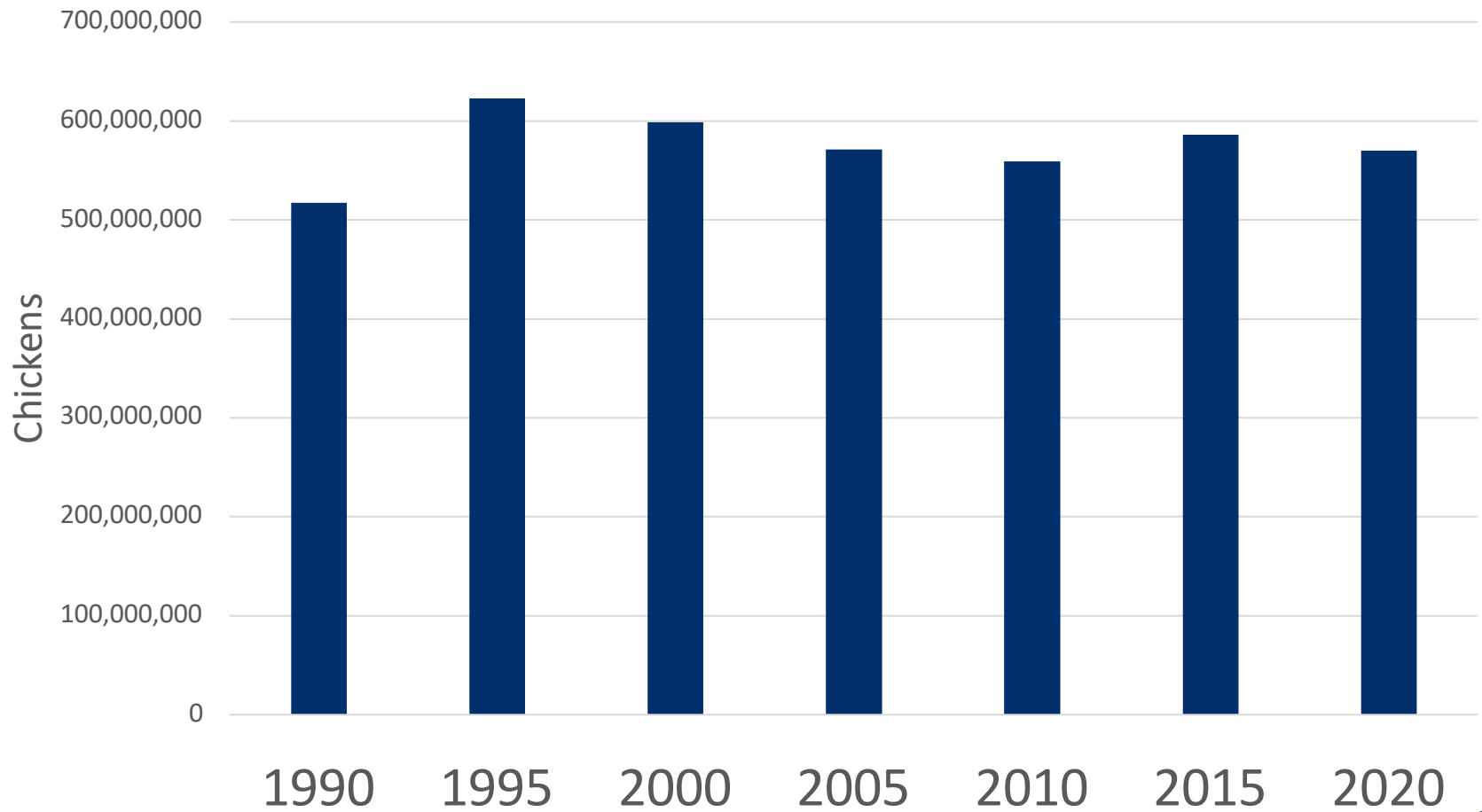
Number of Chicken Houses on Delmarva



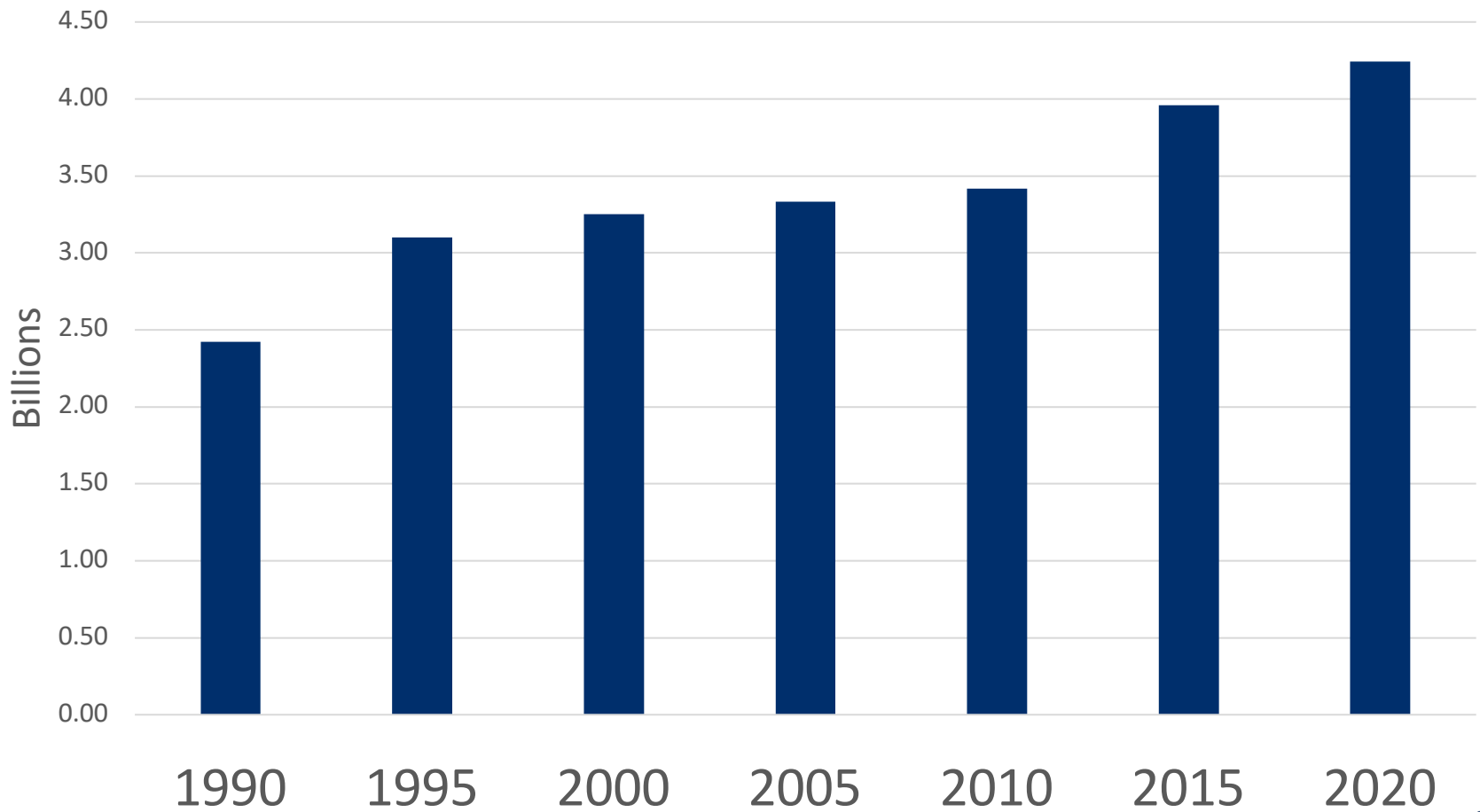
Number of Growers on Delmarva



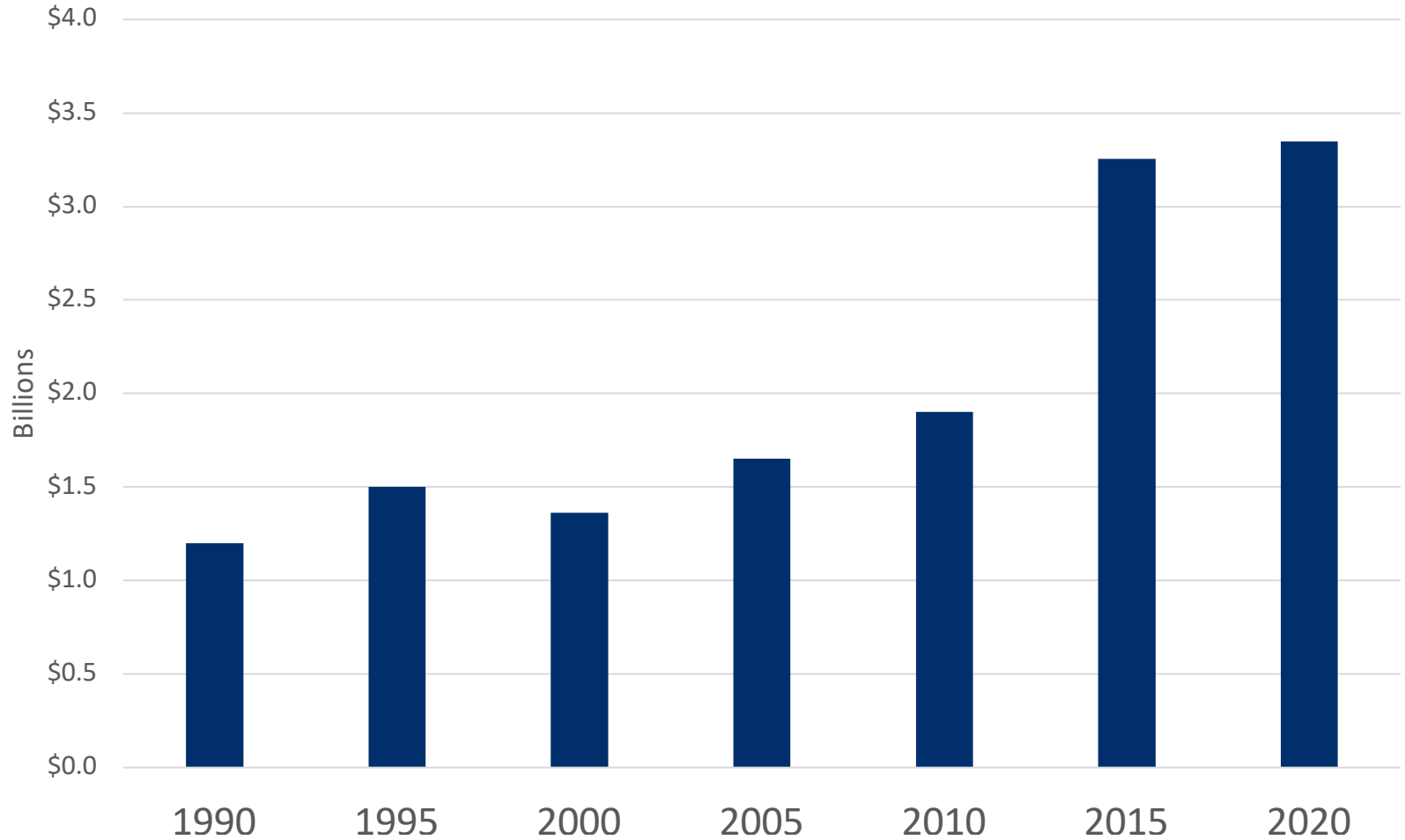
Delmarva Chickens Produced



Pounds of Meat Produced



Value of Chickens Produced



Central to State Economies

70% of Delaware cash farm income

35% of Maryland's cash farm income

22% of Virginia's cash farm income



Maryland's Chicken Numbers

	2019	2020
Bird Capacity	70,308,073	68,968,380
Chicken Houses	2,267	2,171
Chicken Growers	614	630

	Direct	Supplier	Induced	Total
Jobs (FTE)	6,178	2,092	1,016	9,286
Wages	\$269 million	\$126 million	\$59 million	\$454 million
Economic Impact	\$2.1 billion	\$452 million	\$177 million	\$2.7 billion

- Average \$48,900 in wages and benefits
- \$309 million in federal taxes
- \$215 million in state and local taxes



Delaware's Chicken Numbers

	2019	2020
Bird Capacity	60,377,049	64,412,053
Chicken Houses	2,482	2,462
Chicken Growers	648	581

	Direct	Supplier	Induced	Total
Jobs (FTE)	9,673	9,097	10,315	29,085
Wages	\$538 million	\$751 million	\$633 million	\$1.9 billion
Economic Impact	\$3.6 billion	\$2.1 billion	\$1.5 billion	\$7.2 billion

- Average \$66,100 in wages and benefits
- \$390 million in federal taxes
- \$199 million in state and local taxes



Virginia's Chicken Numbers

Virginia's Eastern Shore	2019	2020
Bird Capacity	14,483,211	15,675,337
Chicken Houses	365	403
Chicken Growers	63	67

Virginia's Eastern Shore	Direct	Supplier	Induced	Total
Jobs (FTE)	3,197	813	1,025	5,035
Wages	\$140 million	\$49 million	\$53 million	\$242 billion
Economic Impact	\$1.1 billion	\$156 million	\$179 million	\$1.4 billion

- Average \$48,000 in wages and benefits
- \$450 million in federal taxes
- \$310 million in state and local taxes

